

RIB 12 Series



Smart Own

De Dubaï vers le monde

www.smartown.ae | info@smartown.ae | +971 4 4438970



Caractéristiques

Longueur hors tout* :

*sans moteur
12,2 m (40 pi)

Maître-bau :

3,75 m (12 pi 4 po)

Poids :

5 544 kg

Charge utile :

2 742 kg

Moteurs standard :

2 x hors-bords Yamaha 350 ch

Vitesse maximale :

50 nœuds

Puissance maximale autorisée :

2 x 450 ch

Capacité de carburant maximale :

1 130 l (298 gal US)

Nombre max. de passagers :

22 personnes

Compartiments hermétiques :

9

Tissus de tube de flottabilité :

DTEX Hypalon 1670

Matériaux de la coque et du pont :

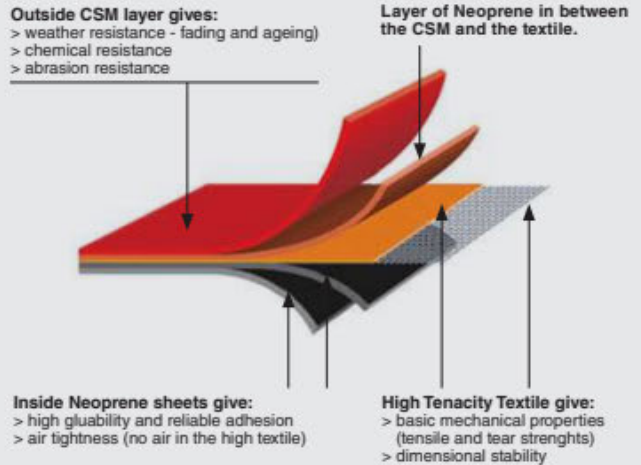
Composite

Classification : (Approbation CE)

B

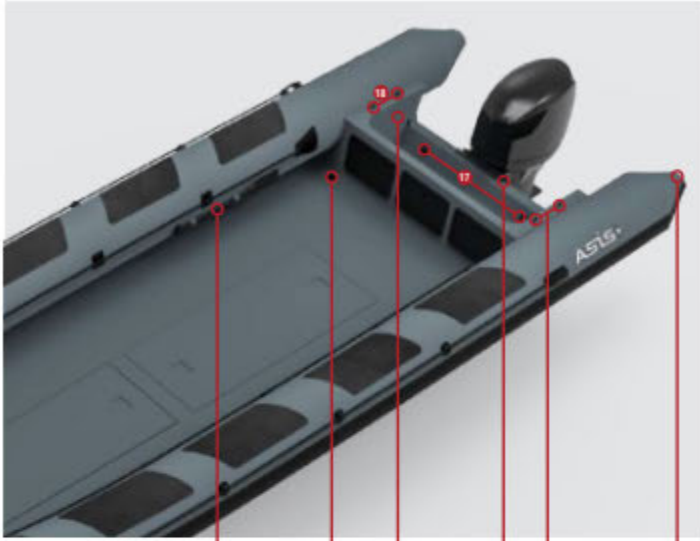
**HYPALON COLLAR

ASIS uses the finest quality material to manufacture and produce all of its products. Only Hypalon™ is used in the manufacture of the ASIS tube.




RIB 12 Series

Équipement de série



16 15 13 8 18 14



10 4 9 17 5/7 3



#18-24 Note....

6 11 2 12

#	STANDARD EQUIPMENT
1	Heavy Duty Structure
2	Custom Color Fiberglass
3	Tube Material Heavy Duty Hypalon 1670 DTEX
4	Under-Deck Storage 3Nos
5	Anchor Locker
6	Bow U Bolt 1No. & Towing Rings 2Nos.
7	Stainless Steel Eye Nut Inside The Anchor Box
8	Stainless Steel Transom Strip
9	External Safety Rope Grab Line
10	Internal Safety Rope Grab Line
11	Large Profile All-Around Double or Triple Rubbing Strake
12	Moulded Handles 4Nos.

#	STANDARD EQUIPMENT
13	Engine Pit
14	Reinforced Cone Ends 2Nos.
15	Self Draining Deck
16	Paddles 2Nos.
17	S.S Heavy Duty Lifting Points (2Nos. on Front & 2Nos. on Back)
18	Stainless Steel Base Pin Connection for A Frame
	• Stainless Steel 316L Fuel Tank with Gauge and Sender
	• Air Pump
	• Repair Kit
	• Automatic Bilge Pumps 2Nos. with Float Switch
	• Navigation and Anchor Light
	• Switch Panel

RIB 12 Series

Certification CE

Job Id: **341.3-000633-1**
Report No: **RCDA100001KT**

APPENDIX

The product is found to comply with the following product information

Type designation:	ASIS Professional 12 m RHB
Type of craft:	RIB
Model code*:	AE-SOLC120
Length of hull (Lh), m:	10.79
Beam of hull (Bh), m:	3.77
Draft (sailing boats), m:	

*First characters of the WIN code.

Design category:	B
Maximum number of persons, CL:	15
Maximum engine power, prop. shaft, kW:	782.98
Maximum load (m_{MTL}), kg:	1915
Maximum load as stated on Builder's Plate, kg: (Including outboard engine)	1915

Based on the following documentation
Test report(s):

NPS Job ID 341.3-000633-1 dated 2019-02-22

Exemples de configurations

Transport



RIB 12 Series

Exemples de configurations

Militaire, antipiraterie



RIB 12 Series



Smart Own

De Dubaï vers le monde

www.smartown.ae | info@smartown.ae | +971 4 4438970

