



# Smart Own

Passenger Boats Specialists



## Serving Customers All Over the World from **Dubai**

With the presence of our passenger boats on every continent and in more than 70 countries, we can rightfully call ourselves the market leader in the supply of passenger boats and utility crafts. Smart Own has been supplying water transport operators and corporates with world class passenger boats for more than a decade. We are a trusted partner in the boating industry and are renowned for our professionalism, integrity and an impeccable level of customer service that is very rare in the industry.

Our clients are recurring customers with whom we have built a strong bond and a long-term professional relation. Our boats are built to world class standards in the UAE, are safe, highly reliable, functional, versatile and competitively priced.





**Workboats**

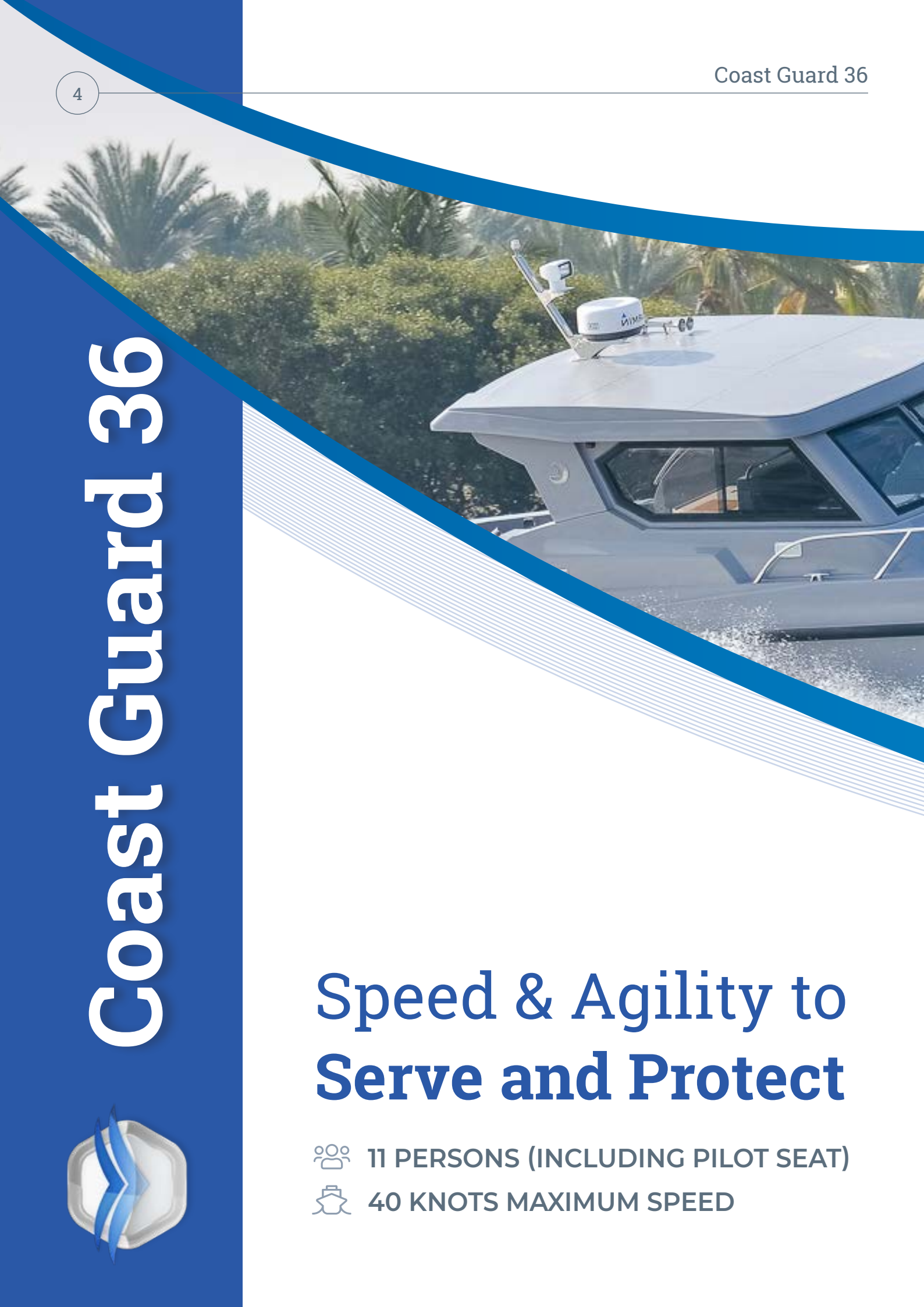
---

# Coast Guard 36



## Speed & Agility to Serve and Protect

-  11 PERSONS (INCLUDING PILOT SEAT)
-  40 KNOTS MAXIMUM SPEED





Patrol boat with a capacity 11 crew 40 knots maximum speed A patrol boat built to US Coast Guard Standards "MIC-XVA". Optional gun mount and reinforced hull. A boat for day & night use and capable of operating in sea state 6.

# Coast Guard 36

## Specifications

LENGTH:	35ft 10in (10.90 m)
BEAM:	10ft 09in (3.30 m)
DRAFT:	01ft 09in (0.050 m)
FUEL TANK CAPACITY:	250 US Gal (950 L)
WATER TANK CAPACITY:	50 US Gal (190 L)
STANDARD ENGINES:	Yamaha Outboard 2x250 HP
MAX SPEED:	40 knots
SAFETY REGULATIONS:	US Coast Guard Standards "MIC-XVA"
SEATING CAPACITY:	11 persons (including pilot seat)



## Construction



The hull and deck are made out of a single piece GRP mould, built from combination of chopped strand mat, bi-directional knit fabric and balsa core hand-laminated under controlled temperatures with Isophthalic polyester resin.



The hull and deck exterior have got mirror glaze gel-coat finish.



The hull is stiffened with GRP molded frames filled with polyurethane and bonded to hull bottom



On the deck balsa is replaced with plywood to support deck fittings.



All materials used in the construction are approved marine quality.



Standard hull color: Grey (other options available)



# Standard Features

- Hydraulic Steering System
- Marine Toilet – Electric
- Electric Bilge Pump
- Navigational Lights
- Anchor Light
- 12 V Blower
- Battery
- Fire Extinguisher x 1



## Toilet

- Toilet compartment provided port side of the boat under the cabin
- Toilet compartment access is from the cabin
- Toilet is provided with electric toilet, hand shower & ventilation louver



## Cabin Mid-ship

- Cabin position aft. of mid-ship
- GRP hard top and side windscreen windows
- Cabin has seating arrangement for 3 persons
- Wash basin behind the pilot seat
- Ice Box behind the passengers seat
- Aft. end has seating for 3 persons and all seats are cushioned with back rest.
- All seats are made of high quality UV treated marine leather. Color options available.





### **Mast**

- GRP radar arch fitted above hard top for installation of navigation equipment

### **Endurance**

- 120 NM with 20% fuel reserve [Endurance specified for O/B engines]

### **Stability and Maneuverability**

- Capable of operating in sea state 6 and capable to operate day and night

### **Electrical System**

- Boat is provided with 12V electrical system from the battery
- Two nos. batteries are provided at aft. below the seats along with the engines
- All wiring done through conduits, all electrical cables are Marine grade cable LHF/ ZERO halogen type.
- Color coding used in the wiring
- 12 way switch panel (CB-Type) provided in the console



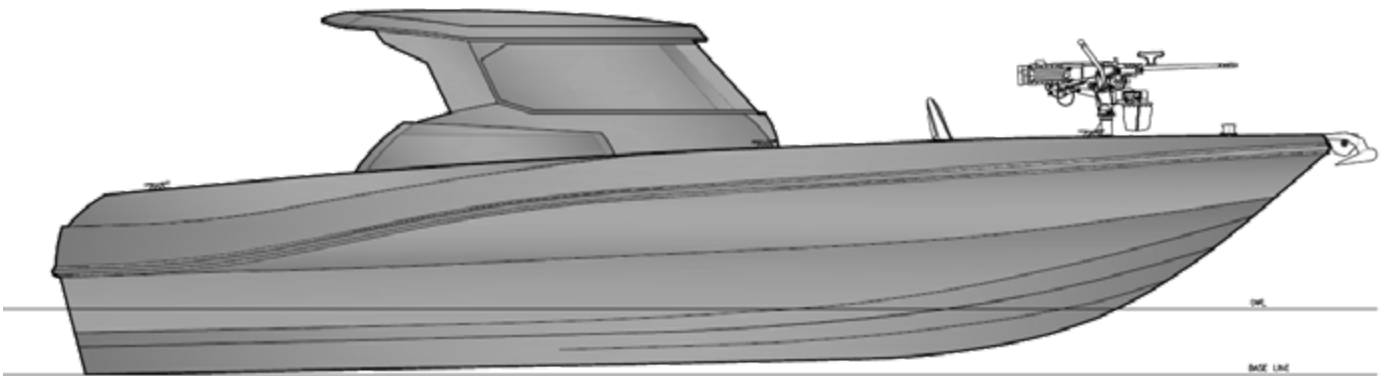
# Optional Equipment

- Gun Stand with Installation (Traversing Pedestal / Chair / Base Plate / Gun Mount 7.62 GPMG)
- Hull Reinforcement with High Impact Energy Absorbing Foam
- Navigation System Garmin (GPS 5008 8.4" Touch Screen LCD + 36NM + Chart Plotter + Fish Finder + Depth Sounder + VHF Radio Garmin Single Station)
- Additional heavy duty "D" Fender All around the Boat
- Refrigerator 12V
- Windscreen Wipers
- Marine Horn Trumpet – Twin
- RC Search Light – Single
- Courtesy Light LED
- Spreader Light
- Trim Tab
- Transom Door – Polymer
- SS Windlass Winch with RC Pad
- Transom Shower
- Bow Railing SS
- Anchor 6 Kg with 6m Chain & 50m Rope
- Bow Sheet SS
- Bow Roller SS
- Antifouling Paint
- Socket 12 DC
- Manual Bilge Pump
- Life Jacket (USCG Approved)

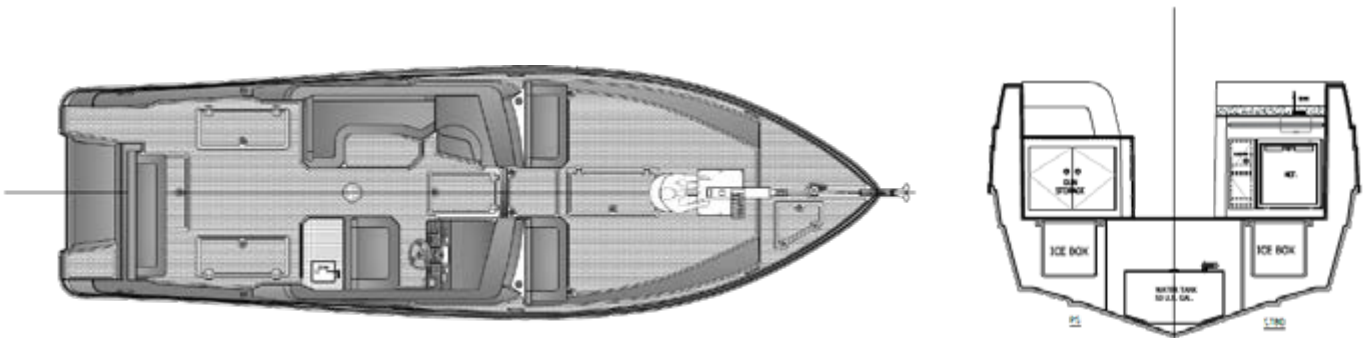




## Standard Layout



PROFILE (STBD)




DECK PLAN



## Coast Guard 36



# Coast Guard 36



## Build the Coast Guard 36 your way!

This boat can be customized. It can be equipped with different outboard and inboard engines. It has a large list of optional equipment to choose from. The hull can sustain maximum speeds of 60 knots.



# Smart Own

PASSENGER BOATS SPECIALIST



## Let's Get in Touch!

### Smart Own FZE

POBOX 38035, Dubai, UAE

Tel: +971 4 4438970

Fax: +971 4 4438692

Email: [info@smartown.ae](mailto:info@smartown.ae)

<https://www.smartown.ae>