

## ***Touring 40 VIP***

***A bit of luxury for those special passengers***

### **Basic Dimensions**

- Length : 40'
- Beam : 12' 06"
- Draft : 01' 10"
- Fuel capacity : 300 US Gal.
- Water capacity : 50 US Gal. aluminum
- Standard Engines : Yamaha Outboard 2x300 HP
- Maximum Speed : 38 knots
- Safety regulations : US Coast Guard Standards "MIC-XVA"
- Max. seating capacity : 30 persons (including pilot & co-pilot seat)

### **Construction**

- The hull and deck are made out of a single piece GRP mould, built from combination of chopped strand mat, bi-directional knit fabric and balsa core hand-laminated under controlled temperatures with Isophthalic polyester resin.
- The hull and deck exterior have got mirror glaze gel-coat finish.
- The hull is stiffened with marine plywood laminated over & bonded to hull bottom
- On the deck balsa is replaced with plywood to support deck fittings.
- All materials used in the construction are approved marine quality.
- Basic hull colour : white



### **Standard Features**

- FRP complete closed cabin with windows and doors
- Armchairs (28 Nos)
- Marine Generator 11 Kw (Kohler)
- Marine Air Conditioning System (36.000 BTU)
- VHF radio GARMIN single station
- Garmin GPS 526S with depth sounder
- LED 22" TV + DVD/FM/AM Player
- Marine Stereo (Fusion) with I-POD-USB Dock+ 4 Nos Marine Speakers
- Compass 135
- Windscreen Wiper
- Marine Horn - Twin
- RC Search Light - Single
- Anchor 10 Kg With 6m Chain & 50m
- Life jackets ( 30 Nos )
- SS Windlass winch with Remote Control Pad
- Bow sheet SS
- Bow Roller SS
- Hydraulic steering system.
- Marine toilet – electric.
- Electric bilge pump.
- Non-skid self-bailing floor
- Marine toilet – electric
- Running lights
- One bilge pump with auto float switch
- One manual bilge pump with handle
- FRP Sink with water tap

### **Deck & Hull**

- Thru hull fittings
- Self drain anchor storage
- Stainless steel deck cleats
- Bow & stern eyes

### **Electrical System**

- Color coded marine wiring system
  - 12V main skip system
- 6 way switch panel

### **Fuel System**

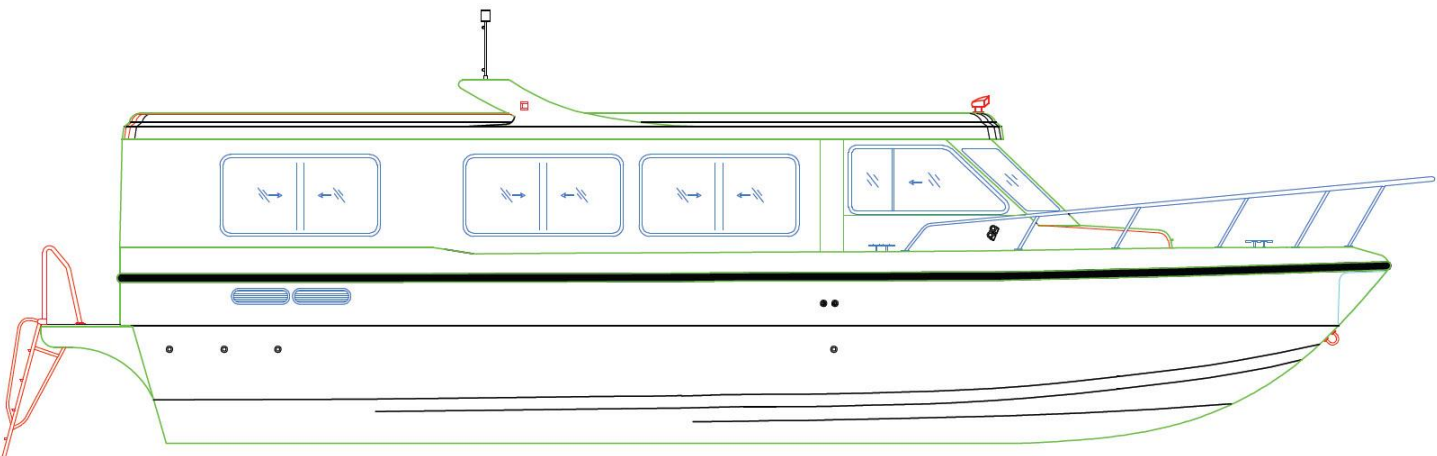
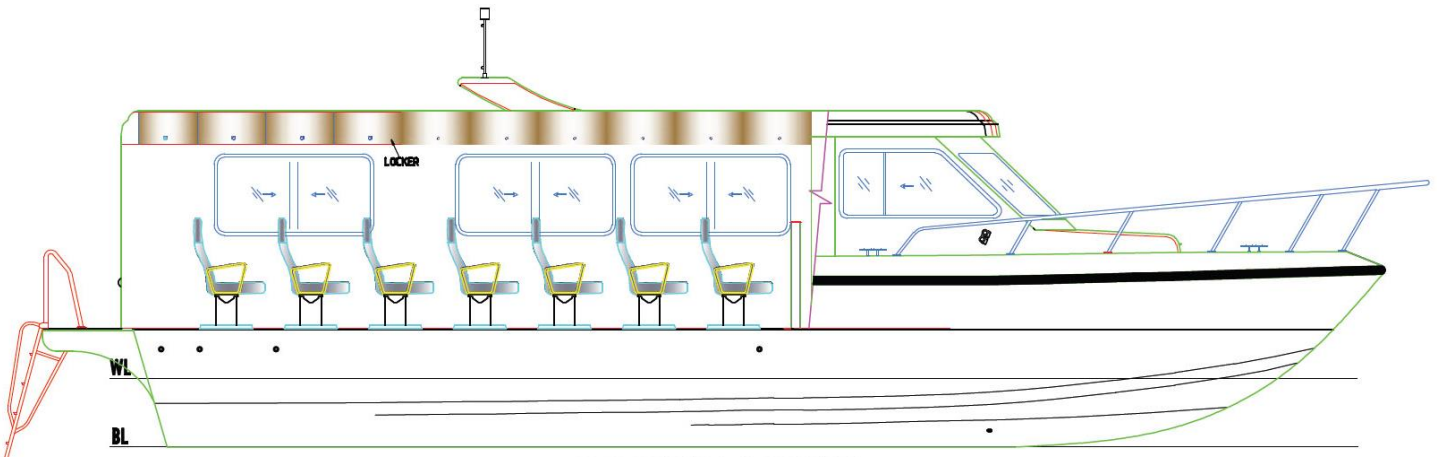
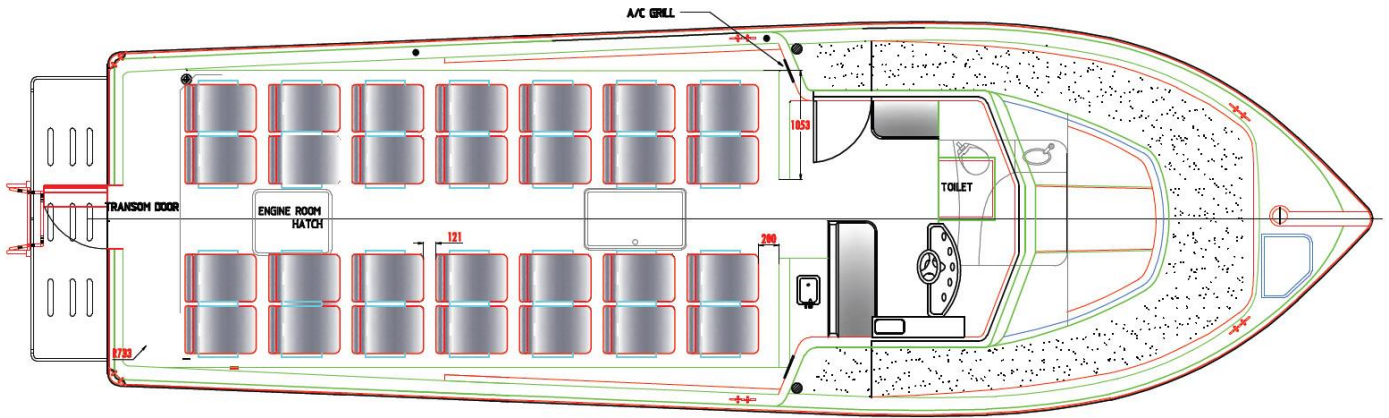
- 300 US gal. alum. fuel tank
- Electric sender with gauge
- Fuel fill & vents

### **Fresh water system**

- 50 US gal. alum. water tank
- Electric sender with gauge
- Water fill & vents
- Pressure water system



**General Arrangements  
(customization possible)**







**Smart Own**  
PASSENGER BOATS SPECIALIST





**BUILD THE TOURING 40 VIP YOUR WAY !**

This boat can be customized to serve as:  
Passenger / Sightseeing / Water Ambulance / Restaurant Boat  
It can be equipped with different outboard and inboard engines.  
It has a large list of optional equipment to choose from.

**CALL US NOW TO DISCUSS YOUR REQUIREMENTS**