



Ferry 75 ***100 passengers sea-going ferry***

Basic Dimensions

- Length Overall : 22.9 mtr
- Length Waterline : 20.0 mtr
- Beam : 6.5 mtr
- Hull Depth : 2.9 mtr
- Draft : 0.8 mtr
- Displacement : 45 ton
- Hull and deck materials : GRP
- Fuel capacity : 2 x 3,000 liter aluminum fuel tank
- Water capacity : 1 x 500 liter aluminum water tank
- Standard Engines : Yanmar 2x830 HP inboard diesel
- Drive : Direct shaft
- Max speed : 20 knots
- Passengers capacity : 100 passengers (88 coach class + 12 VIP class)

Construction

- The hull and deck are made out of a single piece GRP mould, built from combination of chopped strand mat, bi-directional knit fabric and balsa core hand-laminated under controlled temperatures with Isophthalic polyester resin.
- The hull and deck exterior have got mirror glaze gel-coat finish.
- The hull is stiffened with GRP molded frames filled with polyurethane and bonded to hull bottom
- On the deck balsa is replaced with plywood to support deck fittings.
- All materials used in the construction are approved marine quality.
- Standard hull color : white



Standard Features

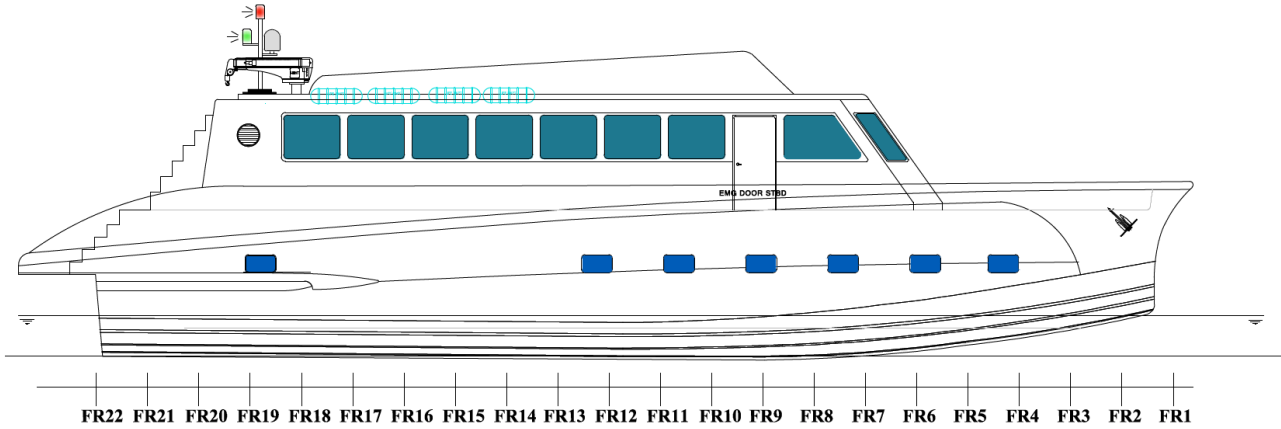
- Temperature controlled FRP main cabin covered by tempered marine glass with luxury seats for 88 passengers.
- Separate luggage room at aft for 100 large size bags.
- One separate VIP luxury lounge cabin with leather rounded sofa seat for 12 persons with LCD screen, kitchen galley with fridge and oven, dedicated toilet cabinet with sink.
- One crew room on the V-Berth with 4 bunk beds and one toilet with shower.
- Two toilet cabinets with sink on the back side of the main cabin.
- Air condition system 70,000 BTU.
- Marine Generators 2 nos x 25 KW with 1 AC/DC Switchboard panel on the dash board.
- Electrical Windlass 1,700 watts with Anchor and 100Mtr Galvanized Chain.
- Liferafts for 100 passengers
- Standard Navigation Equipment (GPS, Radar and VHF Radio)
- Non-skid flooring
- Marine grade horns
- Navigation lights
- Remote controlled search light
- Compass
- Bollards x 8 nos
- Windscreen wipers x 2 nos
- Bow railing in stainless steel.
- Shore Power socket

Optional Features

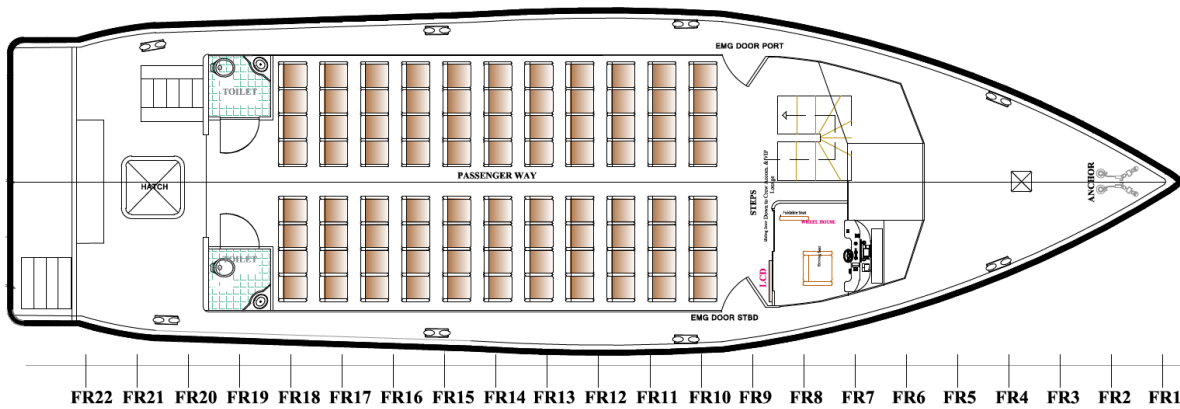
- Flybridge seating with aluminum T-Top canopy.
- Electric winch.
- Bow thruster
- Stern thruster
- Ice Maker Marine 220V 50/60 Hz
- Water Maker (140 liter/hour)
- Camera Monitoring System
- Thuraya Maritime Satellite Phone / Fax
- Night Vision Camera FLIR (M-Series M-324XP)
- KVH Tracvision M7 with Gyrotrac Satellite TV System



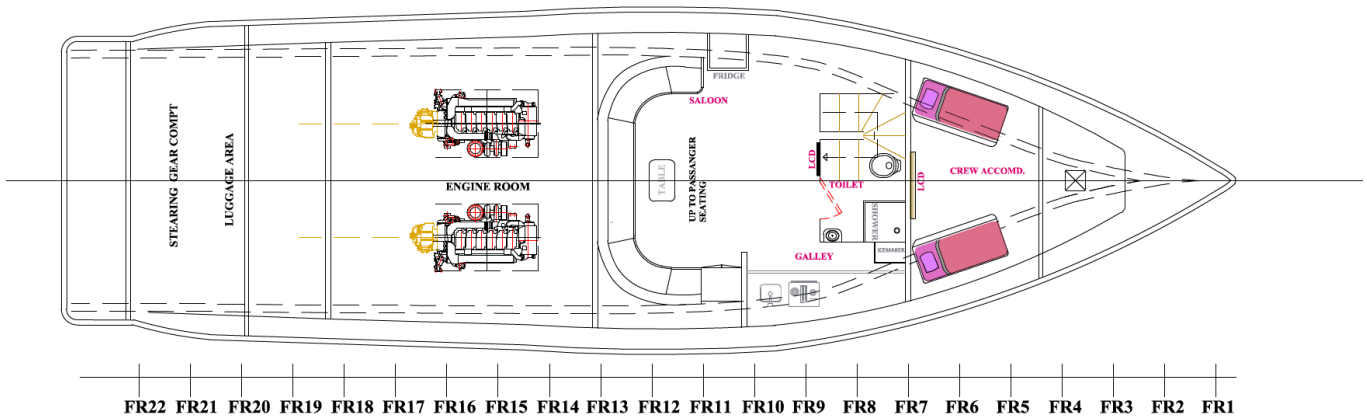
General Arrangements



PROFILE



MAIN DECK



LOWER DECK



Smart Own
PASSENGER BOATS SPECIALIST





Smart Own
PASSENGER BOATS SPECIALIST





Smart Own
PASSENGER BOATS SPECIALIST



BUILD THE FERRY 75 YOUR WAY !

This ferry can be customized
It can be equipped with different inboard engines.
It has a large list of optional equipment to choose from.

CALL US NOW TO DISCUSS YOUR REQUIREMENTS